

Secrets on Our Doorstep

Year 2 Knowledge Organiser



Holy Trinity C of E Primary School

1 MAPS AND SYMBOLS

A **map** shows where places and features are.
Symbols represent features. A key explains the symbols.
Use a map to plan a route.



KEY

- = School
- = Library
- = Shop
- = River
- = Woodland

2 HUMAN AND PHYSICAL FEATURES

Human features are made or changed by people: houses, roads, schools and bridges.

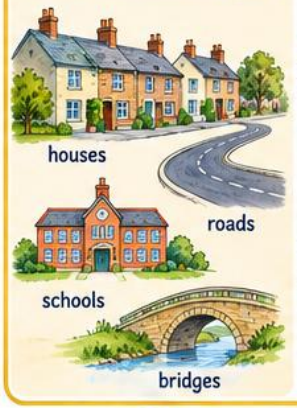

Physical features are natural: rivers, hills, woods and beaches.

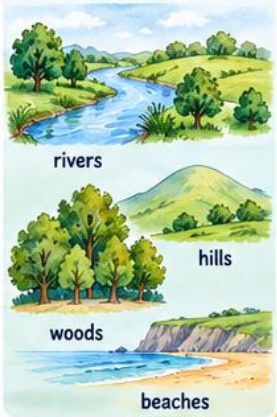

3 OUR COMMUNITY

A **settlement** is a place where people live and work.
A **community** is a group of people who share a place or connection.
Treat **everyone** with **kindness** and respect.
Care for our local area: pick up litter safely and plant flowers.



Teacher · Nurse · Librarian · Police officer · Firefighter

4 THEN AND NOW

Victorian street (then)



Modern high street (now)





Queen Victoria: 1837 – 1901

- Our streets, homes, schools and shops change over time.
- Compare old photographs with places today.
- In Victorian shops, goods were often weighed and wrapped by the shopkeeper.
- Many people still use small shops today.

5 MATERIALS AROUND US

Natural materials: wood, stone and wool.



Manufactured materials: glass, plastic, concrete and paper.



- Natural materials come from the Earth, plants or animals.
- People change materials to make manufactured materials.

6 GROWING AND STAYING HEALTHY



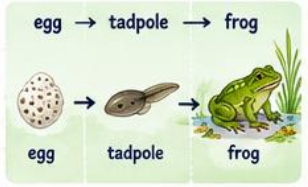

- Offspring are the young of an animal.
- Some young animals look different from their parents.
- All animals need food, water and air.
- Healthy food, exercise and good hygiene help us stay well.



good hygiene · water · healthy food · exercise

KEY VOCABULARY

Map: a drawing showing where things are.	**Key:** explains map symbols.	**Settlement:** a place where people live and work.	**Route:** the way from one place to another.	**Past:** a time before now.	**Present:** the time now.	**Offspring:** the young of an animal.

CHALLENGE

What has changed on our doorstep, and what has stayed the same?