



Welcome to Reception Parents' Information Evening



Exciting times ahead for you and your child

What is the Early Years Foundation Stage?



Welcome to the **Early Years Foundation Stage (EYFS)**, which is how the Government and early years professionals describe the time in your child's life between birth and age 5.

Children should mostly develop the **3 prime areas** first. These are:

- Communication and language;
- Physical development; and
- Personal, social and emotional development.



These prime areas are those most essential for your child's healthy development and future learning.

As children grow, the prime areas will help them to develop skills in 4 specific areas.

These are:

- Literacy;



- Mathematics;



Use Of Numicon



- Understanding the world; and



- Expressive arts and design.




A typical day in school

- Morning activity before the register.
- 2 carpet activities as a whole class
- 20 minute phonic session in groups
- 10 minute Funky Fingers session to develop fine motor control
- 2 Free flow sessions (during which your child will complete an independent task, an adult guided activity and spend quality time developing their own skills and learning through child initiated activities)
- P.E session once a week - Wednesday
No earrings on PE days please



Yearly overview



Term	Topic focus
Autumn 1	Nursery Rhymes, Wisley (Thursday 24 th October)
Autumn 2	Traditional Tales, Advent and Christmas
Spring 1	Babies, Chinese new year, People who help us Non-fiction books, Dinosaurs
Spring 2	Creative week or Maths week, Traditional Tales, Easter
Summer 1	Journeys & transport, A trip to Africa, Castles/royal family, Windsor Castle,
Summer 2	Superheroes, pirates, life cycles, The Enormous Turnip, The Gingerbread Man

Proposed visits: Wisley, Tringham Pre-school, Holy Trinity Church, Windsor Castle.

Volunteering at Holy Trinity – DBS Clearance

- A DBS certificate is required for Holy Trinity in order to volunteer at the school. DBS clearance from other establishments are not valid.
- Once a DBS Certificate has been issued, volunteers must sign in and help at the school at least once every 3 months to ensure it remains valid. A new certificate will need to be applied for if the 3 month period lapses.
- Each DBS clearance application has a cost implication to the school. We therefore welcome a £7.75 voluntary contribution if possible.



As a parent, how can I help with my child's learning?

All the fun activities that you do with your child at home are important in supporting their learning and development, and have a really long lasting effect on your child's learning as they progress through school.

Sing and tell nursery rhymes

Talk about the numbers, colours, words and letters you see when you are out and about

Allow your child to cut out and stick pictures from magazines

On a trip to the supermarket, talk about all the different packaging shapes

Cook / bake together

Talk to your child at every opportunity – e.g. what you are doing that day

Plant seeds or bulbs in a pot or garden patch

Share a book

Explore the park at a different time of the year – go off the beaten track

Use the weather – shadows, rain puddles, snow, wind, mist and sun – to extend your child's vocabulary



At the end of the EYFS -
In the summer term of the reception year, teachers complete an assessment which is known as the **EYFS Profile**. This assessment is carried out by your reception teacher and is based on what they, and other staff caring for your child, have observed over a period of time.



Reminders...




- Arrive promptly in the morning.
- Weekly parents letter -via Parentmail every Friday!
- Empty book bags on a daily basis / letters to school. Notifications of accident.
- Coats, gloves and hats.
- Remove earrings on P.E. days and no tights that day please
- No nail varnish or tattoo transfers in school.
- Magic Moment Book
- Parent helpers - rotas going up soon!
- Child pick up.
- Any sickness, diarrhoea, must be followed by at least 48 hours absence.
- School absence and prescribed medication
- Headlice

Staying for lunch!

- ✓ Each day put child's name on board to order their lunch choice
- ✓ We will encourage them to eat an acceptable amount and will inform you at the end of the day if this has not happened
- ✓ Supporting at home - knife and fork skills and manners
- ✓ Sensible to choose a dish that is familiar to your child whenever possible - best not try new things at this stage!



Positive Behaviour Management



HOUSE POINTS

Red Centaurs

Blue Griffins

Yellow Pegasus

Green Phoenix



Silver and

Gold stars are for exemplary behaviour.


Our Golden Tree



Green Time!



BLP means **B**uilding **L**earning **P**ower



In Reception we focus on being ...

**Teamwork Penguins and
Resilient Crabs**



Phonics & Reading in Reception

Please remember that your child is an individual and will learn to recognise their letters and read at their own pace

What does 'learning a letter' comprise?


It comprises:

- Distinguishing the shape of the letter from other letter shapes.
- Recognising and articulating a sound (phoneme) associated with the letter shape.
- Recalling the shape of the letter (or selecting it from a display) when given its sound.
- Writing the shape of the letter with the correct movement, orientation and relationship to other letters.
- Naming the letter.
- Being able to recall and recognise the shape of the letter from its sound.



The process of reading at Holy Trinity

The children will be taught the 26 phonemes during daily phonics sessions. These phonics sessions are carefully matched to each child's needs and are delivered at an appropriate pace.




a b c d e f g h i j k l m n o p q r s t u v w x y z

- Children are placed into appropriate groupings
- Initially 4 sounds are covered each week
- Each letter will have a story, an action and a song.
- They will learn the **pure** sound and name for each letter

Writing our letters correctly

- We will practise the correct formation of each letter in a variety of ways.
- In sand
- With paint brushes and water
- On each others back
- In the air



Where appropriate we will use the sounds covered to word build.

- Each week we will send a phonics folder home for you to practise the sounds for that week with your child.

Please make time to sit with your child and ensure they practise the correct letter formation in pencil. If your child is unwilling to write on paper, please try to do it practically as above.

Note down on the sheet that you have done this so we know your child has practised the formation with you.

Monday

S



ACTION

Weave like a snake, making s shapes, sking pizza.

s round and back and round again, flick



Please use
an HB
pencil on
home
learning
sheet.



All children will be bringing home a reading book from Friday 20th September.

Initially all children will come home with a book without words. As we get to read with the children as a staff, those who are able to already blend will go onto books with words. Others will continue with the lilac books until they have developed the blending skills or are able to recognise the key words sent home.


Children will choose their reading book from a selection in the classroom. The children will have favourites just like you do.

Children will be able to change their reading book on a daily basis.

Please support your child to change their reading book once you have shared it at home. You are welcome to come in after school to help your child select their new book if they don't remember to do it within the school day.



Sharing books



Introduce language of title, author and illustrator, explaining what these words mean.

Discuss who is in the story, using your character sheets if needed.

Walk through the story, modelling how to discuss what is happening.

Questions to ask: How might be feeling? What might ... be saying?

<https://www.youtube.com/watch?v=6QVfbYvPaAM>

BEFORE READING

Talk together

- Read the title and talk about having a haircut. Ask your child to say what they do or don't like about having their hair washed, combed and cut.
- Ask: *What do you think will happen in the story?*
- Look through the book and talk about the pictures.

About the words in this book

- Ask your child to look out for words in the pictures as you enjoy the story together. Read these words for them:

Cover: The Haircut

**Pages 2–3: OPEN Snips
hair salon**



DURING READING

Enjoy the story together and encourage your child to respond to the pictures.

- Ask your child to tell you what is happening in each picture.
- Talk about what might happen next, before you turn over each page.
- Discuss anything that the story reminds your child about.



See the inside back cover for more ideas.



Blending sounds to make words

c-a-t cat

ship
sh i p

church
ch ur ch

Tricky Words

like

come

was

said

When you hear your child read at home:



- Let your child turn the pages
- Child to point at words
- Pause to give your child time to work it out
- Give a prompt
 - **Look at the picture**
 - **What's the first sound (not letter) of the word?**
 - **If still doesn't know tell them.**
- If your child misreads a word and it makes sense don't correct him unless the word is repeated many times.
- Remember to praise your child's efforts!

Finally - remember to note in your child's reading book record that you have listened to them read, including the date, book title and a short comment if desired.

Please read with your child daily for 5 minutes.

Impact of reading

Did you know ...

Children love to be read the same book over and over again. Repetition reinforces learning



“The more you **read**
the more **things** you know.
The more that you **learn**
the more **places** you’ll go.”
-Dr. Seuss

A promotional poster for World Book Day. It features a young boy with a surprised expression reading a large blue book. The book has colorful abstract shapes on its cover. The background is a solid red color. Text on the poster includes 'WORLD BOOK DAY' in a yellow banner, 'READING FOR PLEASURE is the single biggest indicator of a child's academic success' in white, and '#SHAREASTORY' at the bottom right. Logos for 'NATIONAL BOOK TOKENS' and 'PROFESSOR' are also visible.

WORLD BOOK DAY

READING FOR PLEASURE is the single biggest indicator of a child's academic success

#SHAREASTORY

NATIONAL BOOK TOKENS

Research shows that parents make a huge difference in their child's life as educators in reading.

This is the type of reading material we are aiming for most children to achieve by the end of Reception.



Max and Ant played on the cake.



X12



Tiger took a slice of cake.

X13




Dad began to skate.



He went round the rink.



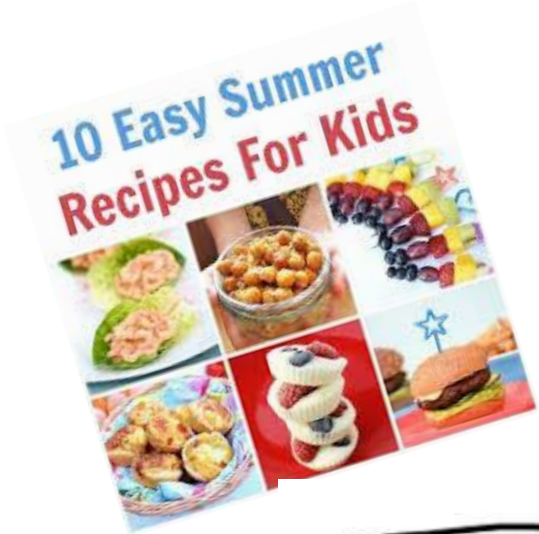
“Now, be good, Digger,” said Mum.
“Can you see him?” asked Miss Hill.
“Yes. This is fun.”



Developing a love of reading



Reading outside of school



Library Visits

During your visits to your local library....

- Establish routines
- Take an interest
- Use tapes/CDs
- Range of authors





I will be running reading workshops this term for parents interested in coming into school to support our reading.

Monday 7th October 9-10am

Or

Friday 11th October 2-3pm



Dates for your diary!

Reception's first school visit - Wisley

Thursday 24th October
Full details to follow shortly.

If you would like to help and
have DBS clearance, please let
us know.

Parents Evenings

21st and 23rd of October

Appointment times available
shortly

Reading Workshops with Mrs Ambrose

Monday 7th October
9-10am

Thursday 11th October
2-3pm