

Key Stage 2 SATS 2022



The Tests

Key Stage 2 SATs take place nationally in the week commencing Monday 9th May 2022
Statutory tests will be administered in the following subjects:

- o Spelling (approximately 15 minutes)
- o Punctuation, Vocabulary and Grammar (45 minutes)
- o Reading (60 minutes)
- o Mathematics
 - Paper 1: Arithmetic (30 minutes)
 - Paper 2: Reasoning (40 minutes)
 - Paper 3: Reasoning (40 minutes)
- All tests are externally marked.
- As in recent years, writing will be teacher assessed internally and may be externally moderated sometime in June.

Timetable

Monday 9th May

Spelling and Grammar - Paper 1
Spelling and Grammar – Paper 2

Tuesday 10th May

English Reading

Wednesday 11th May

Maths Paper 1 (arithmetic)
Maths Paper 2 (reasoning 1)

Thursday 12th May

Math Paper 3 (reasoning 2)

Grammar, Spelling and Punctuation

- A spelling test is administered containing 20 words, which lasts approximately 15 minutes.
- A separate test is given on grammar, punctuation and vocabulary.
- This test lasts for 45 minutes and requires short answer questions including some multiple choice.
- Marks for these two tests are added together to give a total for grammar, punctuation and spelling.

Sample Questions

Grammar, Punctuation and Spelling Paper 1

40

Tick one box in each row to show whether the sentence is written in the **active voice** or the **passive voice**.

Sentence	Active	Passive
Otters live in clean rivers.		
Fish are eaten by otters.		
Usually, otters are playful creatures.		

Sample Questions

Grammar, Punctuation and Spelling Paper 1

44

Which verb completes the sentence so that it uses the **subjunctive form**?

I wish I _____ able to join you, but it will not be possible.

Tick **one**.

am

☐

was

☐

were

☐

be

☐

Reading

The reading test consists of a single test paper with three unrelated reading texts. Children are given 60 minutes in total, which includes reading the texts and answering the questions.

- A total of 50 marks are available.
- Questions are designed to assess the comprehension and understanding of a child's reading.
- During the reading paper, a child's inference and deduction skills are thoroughly tested. They will also be expected to answer questions on authorial choices: explaining why an author has chosen to use particular vocabulary, grammar and text features.
- Some questions are multiple choice or selected response; others require short answers and some require an extended response or explanation.

Sample Questions

Reading Paper

15

(a) What evidence is there of Martine being stubborn in the way she behaved with her grandmother?

Give **two** points.

1. _____

2. _____

2 marks

Sample Questions

Reading Paper

27

Look at the paragraph beginning: *One of the victims...*

What does the word *invaders* suggest about the humans arriving on Mauritius?

1 mark


Mathematics


Children will sit three tests: paper 1, paper 2 and paper 3.

- Paper 1 is for arithmetic lasting for 30 minutes, covering calculation methods for all operations, including use of fractions, percentages and decimals.
- Questions gradually increase in difficulty.
- Papers 2 and 3 cover problem solving and reasoning, each lasting for 40 minutes.
- Pupils will still require calculation skills but will need to answer questions in context and decide what is required to find a solution.

Sample Questions

Paper 1 - arithmetic

14	$3.005 + 6.12 =$	<input type="text"/>	<input type="checkbox"/> 1 mark
			

32	$43 \overline{) 1118}$	<input type="text"/>	<input type="checkbox"/> 2 marks
Show your method			

Sample Questions


Maths Paper 2 / Paper 3 : Reasoning

9

6 pencils cost **£1.68**

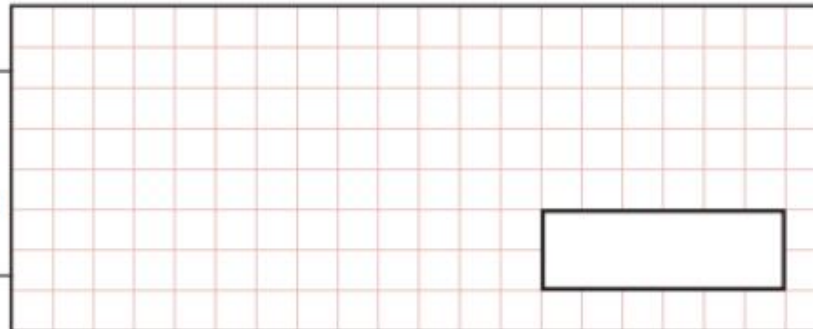


3 pencils and 1 rubber cost **£1.09**



What is the cost of 1 rubber?

Show
your
method



2 marks

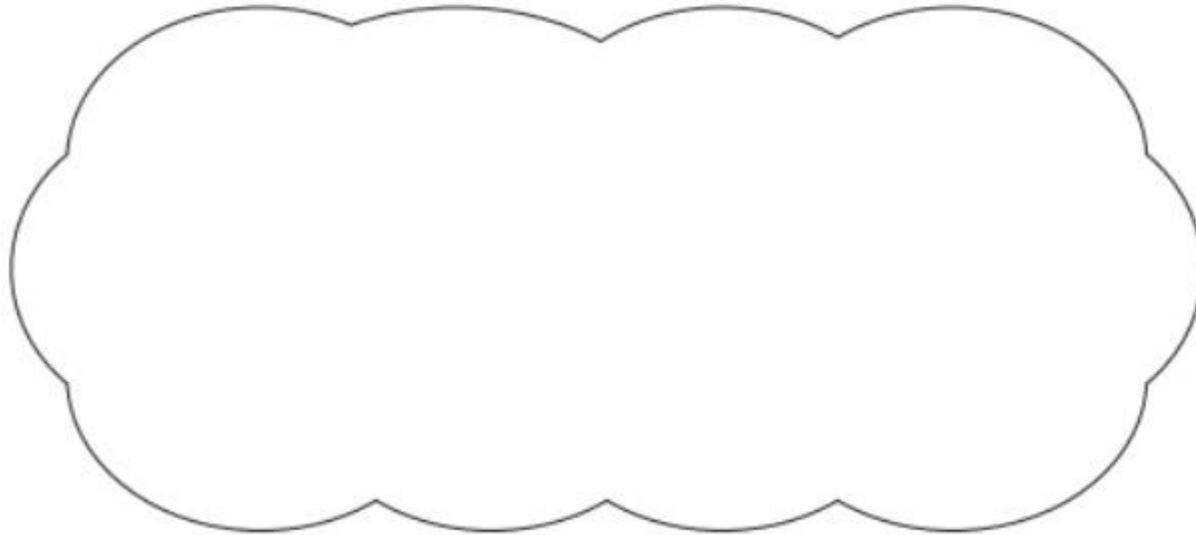
Sample Questions

Maths Paper 2 / Paper 3 : Reasoning

21

$$5,542 \div 17 = 326$$

Explain how you can use this fact to find the answer to 18×326



1 mark

The Tests

First and foremost, support and reassure your child that there is nothing to worry about and they should always just try their best. Praise and encourage!

- Reading, spelling and arithmetic (e.g. times tables) are always good to practise.
- Talk to your child about what book(s) they are reading (the character, the plot, their opinion).
- Make sure your child has a good sleep and healthy breakfast every morning!
- On test week please make sure that they arrive at school on time so that they are relaxed and calm beginning the day.
- Make sure that they bring a snack to school (fruit, fruit bar, cereal bar) to keep their energy levels up



The Tests

We will be having a mock test week the week of the 21st March which we will run in the same format as the actual test week so that they are familiar with the routine.

The children will hopefully get these results back before the Easter holidays. We would obviously love the children to have a relaxing and enjoyable Easter break but please try to keep some of their learning going. We have added a SATS revision area to the website in the Year 6 section to help with this. Little and often is the best way to keep it all fresh. Just half an hour a day can make a big difference.



How to help your child with writing

Practise and learn weekly spelling lists – make it fun!

- Encourage opportunities for writing such as letters to family or friends, shopping lists, notes or reminders, stories and poems.
- Write together – be a good role model for writing.
- Encourage use of a dictionary to check spelling and a thesaurus to find synonyms and expand vocabulary.
- Allow your child to use a computer for word processing, which will allow for editing and correcting of errors without lots of crossing out.
- Remember that good readers become good writers! Identify good writing features when reading (e.g. vocabulary, sentence structure and punctuation).
- Show your appreciation: praise and encourage, even for small successes!



How to help your child with reading

- Listening to your child read can take many forms.
- First and foremost, focus developing an enjoyment and love of reading.
- Enjoy stories together – reading stories to your child at KS1 and KS2 is equally as important as listening to your child read.
- Read a little at a time but often, rather than rarely but for long periods of time!
- Talk about the story before, during and afterwards – discuss the plot, the characters, their feelings and actions, how it makes you feel, predict what will happen and encourage your child to have their own opinions.
- Look up definitions of words together – you could use a dictionary, the Internet or an app on a phone or tablet.
- All reading is valuable – it doesn't have to be just stories. Reading can involve anything: fiction, non-fiction, poetry, newspapers, magazines, football programmes and TV guides.
- Visit the local library - it's free!



Mathematics

- Play times tables games.
- Play mental maths games including counting in different amounts, forwards and backwards.
- Encourage opportunities for telling the time.
- Encourage opportunities for counting coins and money; finding amounts or calculating change when shopping.
- Look for numbers on street signs, car registrations and anywhere else!
- Look for examples of 2D and 3D shapes around the home.
- Identify, weigh or measure quantities and amounts in the kitchen or in recipes.
- Play games involving numbers or logic, such as dominoes, card games, darts, draughts and chess.

