
























Phase 2 Letter symbol	Mnemonic or rhyme to help recall letter formation	Action to accompany letter sound
	s – snake – swerve around the snake	Weave your hand back and forth to make a snake shape as you say sssss.
	a – ant – around the head, down the body	Use 2 fingers to walk ant along back of other hand, saying a, a, a, a.
	t – teacher – down her body and under her feet, cross her shoulders	Draw a tick in the air saying t,t,t,t.
	p – parrot – down to his tail, bounce back up and around his body	Use your finger and thumb together like a parrot’s mouth. Say p, p, p, p.
	i – inventor – down her body and under her feet, spot her idea	Pointing your finger above your head like you are pointing at the light bulb. Say i, i, i, i.
	n – nest – down the bird, up and over her nest	Make a nest with one hand (cupped with palm facing upwards), use 2 fingers and thumb on other hand as the bird’s mouth, feeding in the nest. Say n, n, n, n as open and close fingers/ thumb.
	m – down the meerkat, up the meerkat, over the mound and over the mound	Rubbing your tummy as you say mmmmmmm.

	d – duck – over his back and around the tail, up his neck and down to his feet	Join hands by placing them palm to palm, then open and close them in a beak clapping action. Say d, d, d, d.
	g – goat – start at his ear, around the face and down the beard	Use one hand to mime a beard under your chin. Say g, g, g, g.
	o – ostrich – start on his neck over his back and around the ostrich’s body	Make the Ok sign with one hand. Say o, o, o, o.
	c – camel – start at her head and curl to her feet	Both hands pointing to the ground clicking fingers together (hooves), say c, c, c, c.
	k – kid – down to the feet, arm to the body, down the leg	Arms up to the sky clicking fingers together above head, saying k, k, k, k.
	ck – a camel and a kid – the camel stood by the kid	Have one hand above head, clicking (K) and one hand towards ground clicking (C) as you say ck, ck, ck, ck.
	e – elephant – around the head and down the trunk	Waving your arm like a trunk and say e, e, e, e.
	u – umbrella – under the umbrella and up, back down to the tip	Mime opening an umbrella by placing one fist on top of the other and then pushing the top one upwards, saying u, u, u, u.

	r – runner – down her body, up over the arm	Move your arms at your sides as if you are running and say r, r, r, r.
	ss – two snakes – swerve around the snake	As for S but use 2 hands to remind children there are 2 S's.
	h – heron – from his head to his feet, up and over his back	Arm straight up in the air, hand bent at wrist like a beak. Say h,h, h, h.
	b – bike – down the person, back up and around the big wheel	Pedalling hands in fists and say b, b, b, b.
	f – fox – over the ear, down to the tail and across the jaw	Use your hands on your head for fox's ears. Say f, f, f, f.
	l – ladder – down the long ladder and off	Pretend to climb a ladder with your hands and feet, say l, l, l, l..
	ff – two foxes – over the ear, down to the tail and across the jaw	Hands on head for fox's ears. Say f, f, f, f.
	ll – two ladders – down the long ladder and off	Pretend to climb a ladder as above. Say l, l, l, l.