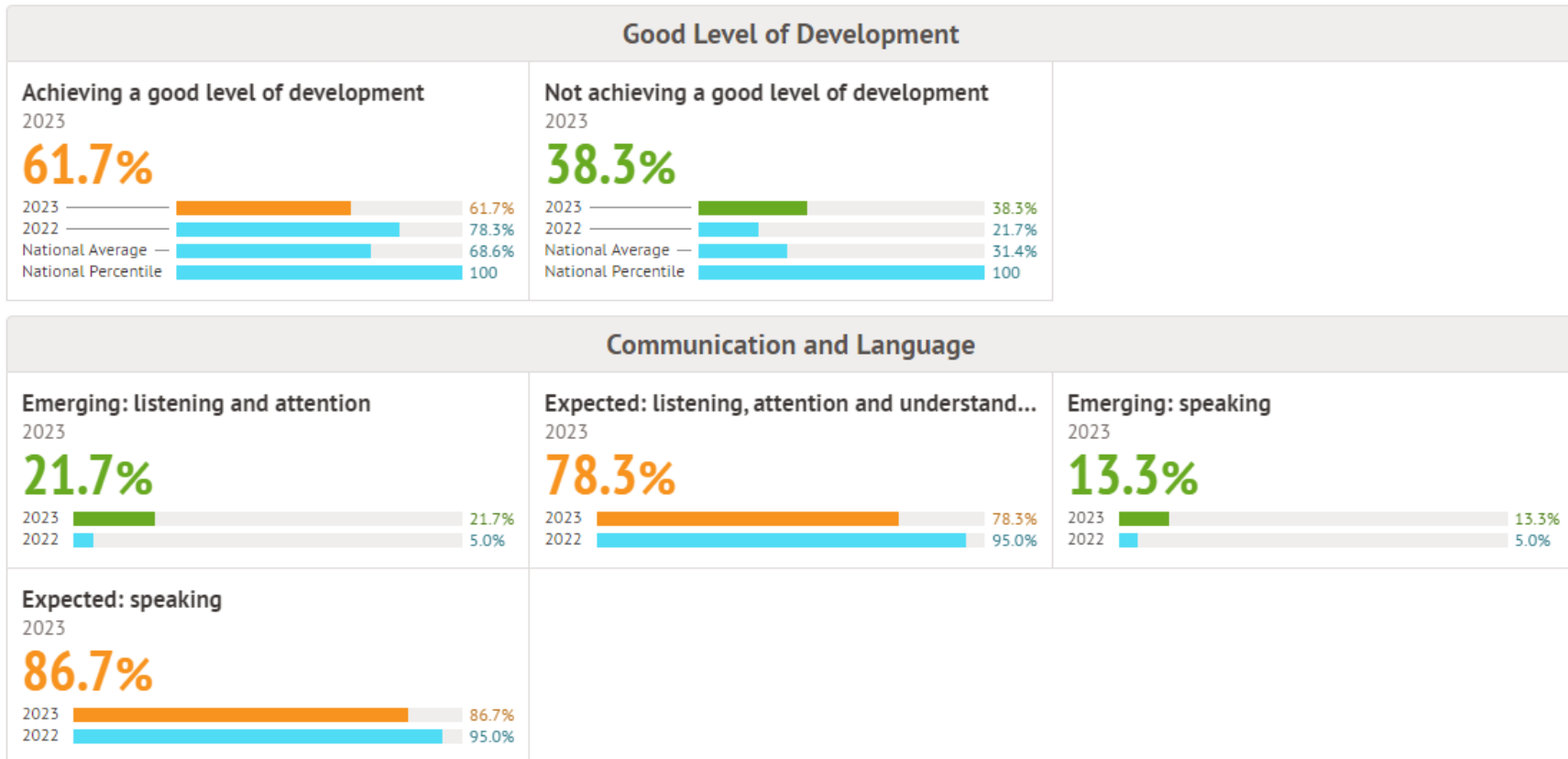
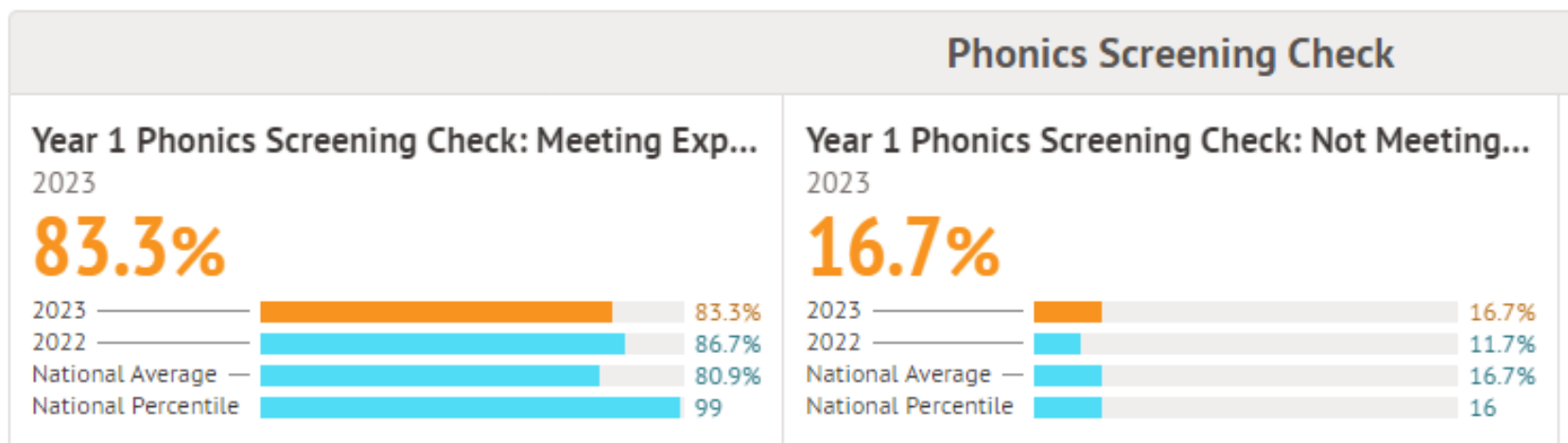


Holy Trinity School Data 2023 -2024

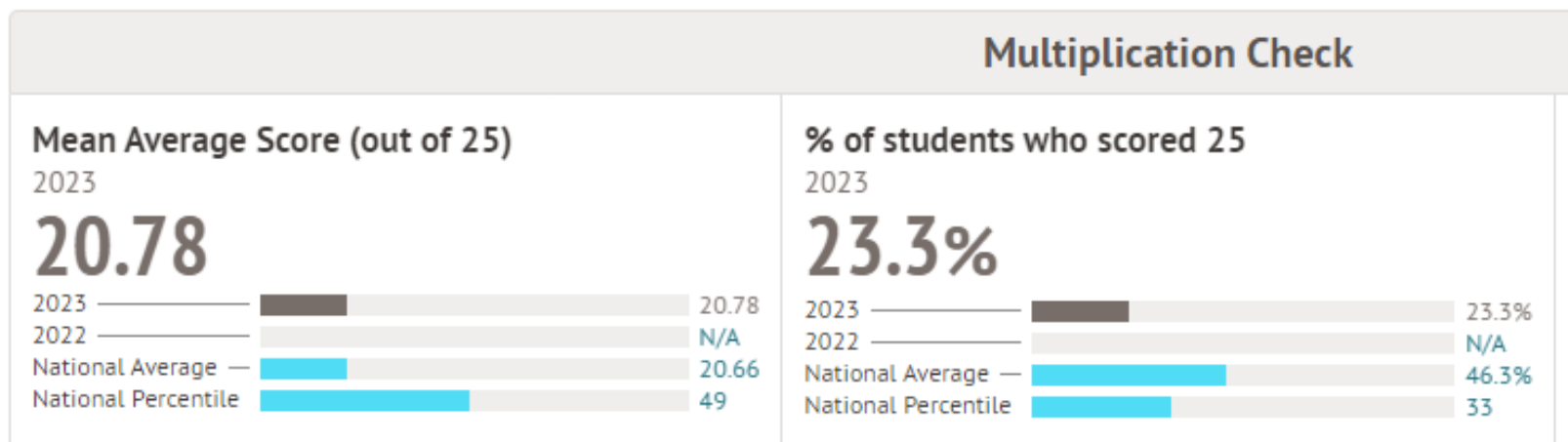
Early Years GLD 2023 – 2024



Key Stage 1 Phonics 2023 - 2024



Year 4 Multiplication Test 2023 - 2024

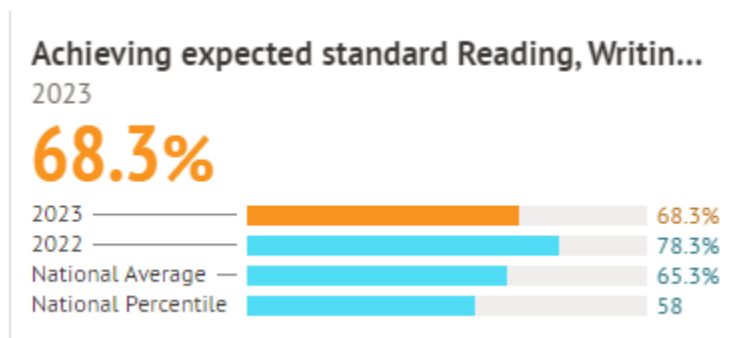


Key Stage 2: End of Key Stage Assessments

Key Stage 2 SATs results are a vital indicator of our students' academic progress and achievements. These assessments, taken by Year 6 pupils, evaluate their skills in reading, mathematics, grammar, punctuation, and spelling, alongside teacher assessments in writing and science.

We are proud of our children's hard work and dedication, and these results reflect their commitment to excellence as they prepare to transition to secondary education. The results below sit alongside National data, offering a comprehensive view of our pupils' performance in comparison to their peers across the country. Our goal is to ensure every child is well-equipped with the knowledge and skills they need for future success.

End of Key Stage 2 Assessments: Combined Scores R/W/M



End of Key Stage 2 Assessments: 2023 -2024

Maths		
Average scaled score Maths 2023 108.21 2023 108.21 2022 105.93	Achieved expected standard Maths 2023 90.0% 2023 90.0% 2022 88.3%	Not achieved expected standard Maths 2023 6.7% 2023 6.7% 2022 10.0%
Reading		
Average scaled score Reading 2023 108.72 2023 108.72 2022 106.53	Achieved expected standard Reading 2023 83.3% 2023 83.3% 2022 88.3%	Not achieved expected standard Reading 2023 13.3% 2023 13.3% 2022 10.0%
Writing		
Working at expected standard Writing (TA) 2023 73.3% 2023 73.3% 2022 83.3%	Working towards expected standard Writing (...) 2023 25.0% 2023 25.0% 2022 15.0%	Greater depth in the expected standard Writi... 2023 13.3% 2023 13.3% 2022 11.7%
Average scaled score Grammar, punctuation a... 2023 108.31 2023 108.31 2022 105.68	Achieved expected standard Grammar, punctu... 2023 88.3% 2023 88.3% 2022 88.3%	Not achieved expected standard Grammar, pu... 2023 8.3% 2023 8.3% 2022 10.0%